



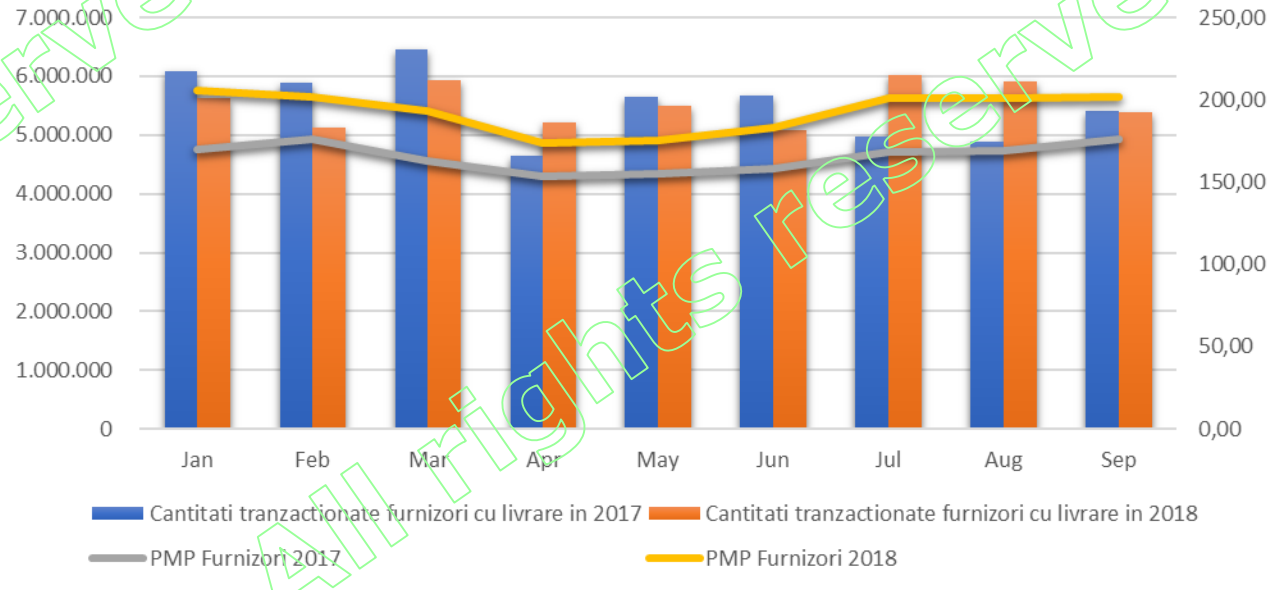
*earning every day-ahead your trust
stepping forward to the future*

operatorul pieței de energie electrică și de gaze naturale din România



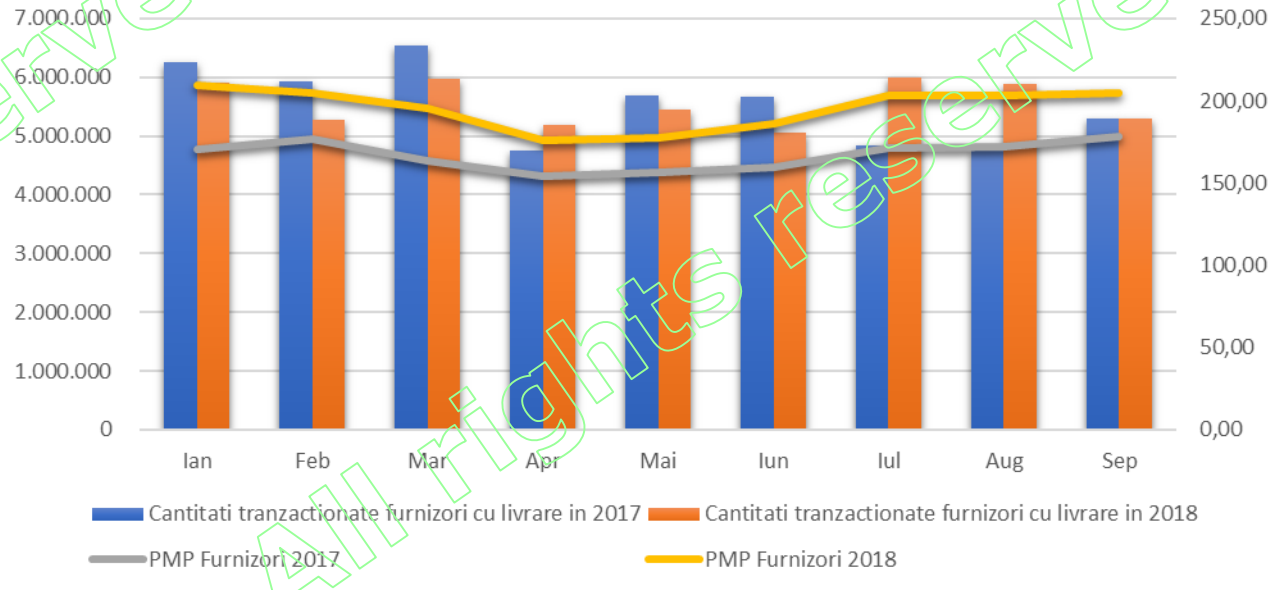
Elemente semnificative ale comportamentului furnizorilor in piata de energie electrica

Furnizori Piete la termen (cumparare)



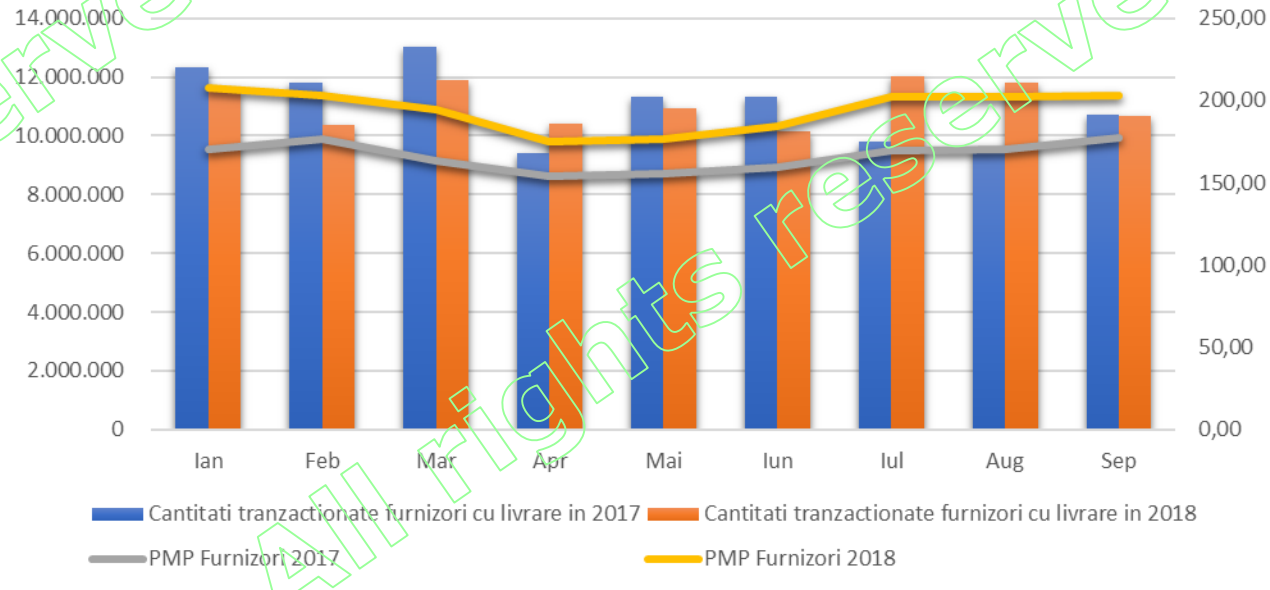
Cumparare	Ian	Feb	Mar	Apr	Mai	Iun	Iul	Aug	Sep	Total
Cantitati tranzactionate furnizori cu livrare in 2017	6.083.943	5.889.027	6.465.268	4.652.779	5.637.750	5.662.460	4.969.636	4.881.483	5.411.715	49.654.061
Cantitati tranzactionate furnizori cu livrare in 2018	5.617.587	5.120.298	5.934.968	5.211.785	5.500.613	5.088.094	6.008.598	5.902.760	5.378.143	49.762.846
PMP Furnizori 2017	169,86	176,42	162,91	153,12	155,19	158,52	168,49	169,21	175,77	165,65
PMP Furnizori 2018	205,31	201,56	192,95	173,38	175,18	183,30	200,82	200,83	201,94	193,09
Variatie cantitati tranzactionate furnizori	↓ -8%	↓ -13%	↓ -8%	↑ 12%	↓ -2%	↓ -10%	↑ 21%	↑ 21%	↓ -1%	↑ 0%
Variatie PMP Furnizori	↑ 21%	↑ 14%	↑ 18%	↑ 13%	↑ 13%	↑ 16%	↑ 19%	↑ 19%	↑ 15%	↑ 17%

Furnizori Piete la termen (vanzare)



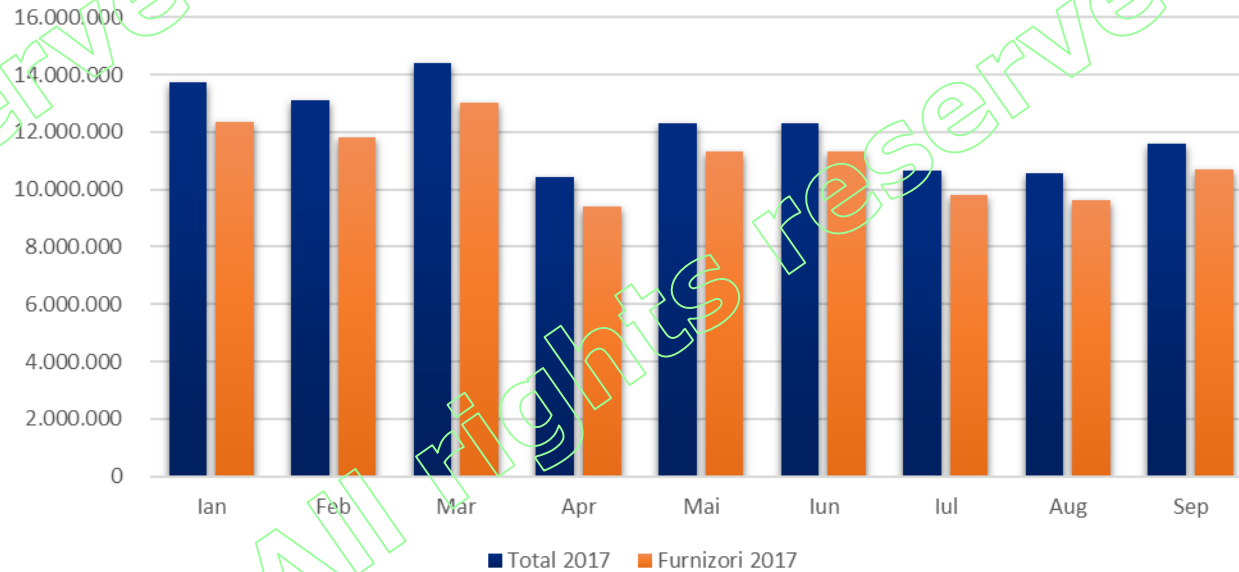
Vanzare	Ian	Feb	Mar	Apr	Mai	Iun	Iul	Aug	Sep	Total
Cantitati tranzactionate furnizori cu livrare in 2017	6.261.802	5.921.337	6.539.802	4.754.659	5.695.084	5.664.336	4.833.314	4.753.835	5.304.242	49.728.411
Cantitati tranzactionate furnizori cu livrare in 2018	5.906.716	5.264.569	5.975.693	5.182.782	5.442.666	5.064.194	6.000.747	5.890.705	5.300.049	50.028.120
PMP Furnizori 2017	170,67	176,81	163,80	154,20	156,29	159,69	171,03	172,11	178,40	167,02
PMP Furnizori 2018	209,70	204,69	195,52	176,06	177,59	185,70	203,12	203,42	204,49	195,99
Variatie cantitati tranzactionate furnizori	↓ -6%	↓ -11%	↓ -9%	↑ 9%	↓ -4%	↓ -11%	↑ 24%	↑ 24%	↓ 0%	↑ 1%
Variatie PMP Furnizori	↑ 23%	↑ 16%	↑ 19%	↑ 14%	↑ 14%	↑ 16%	↑ 19%	↑ 18%	↑ 15%	↑ 17%

Furnizori Piete la termen

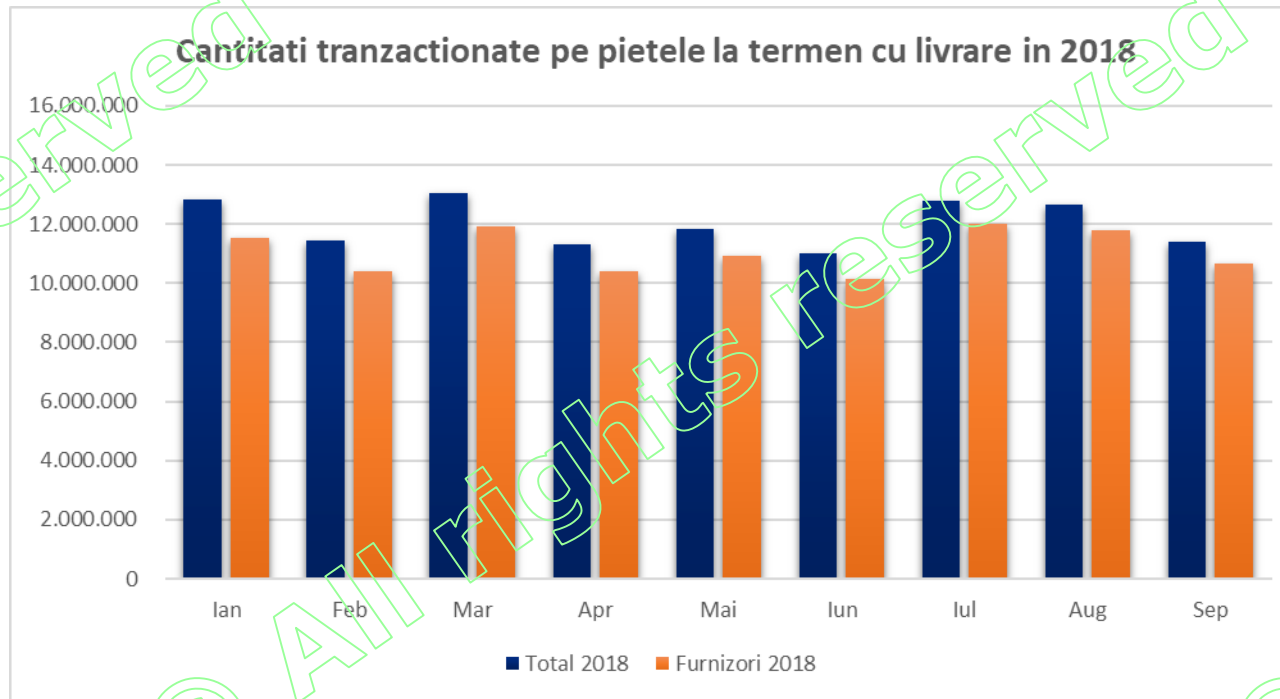


	Ian	Feb	Mar	Apr	Mai	Iun	Iul	Aug	Sep	Total
Cantitati tranzactionate furnizori cu livrare in 2017	12.345.745	11.810.364	13.005.070	9.407.438	11.332.834	11.326.796	9.802.950	9.635.318	10.715.957	99.382.472
Cantitati tranzactionate furnizori cu livrare in 2018	11.524.303	10.384.867	11.910.660	10.394.567	10.943.278	10.152.289	12.009.345	11.793.465	10.678.192	99.790.966
PMP Furnizori 2017	170,27	176,61	163,36	153,67	155,74	159,10	169,74	170,64	177,07	166,34
PMP Furnizori 2018	207,56	203,15	194,23	174,72	176,38	184,50	201,97	202,12	203,21	194,54
Variatie cantitati tranzactionate furnizori	↓ -7%	↓ -12%	↓ -8%	↑ 10%	↓ -3%	↓ -10%	↑ 23%	↑ 22%	↓ 0%	↑ 0%
Variatie PMP Furnizori	↑ 22%	↑ 15%	↑ 19%	↑ 14%	↑ 13%	↑ 16%	↑ 19%	↑ 18%	↑ 15%	↑ 17%

Cantitati tranzactionate pe pietele la termen cu livrare in 2017

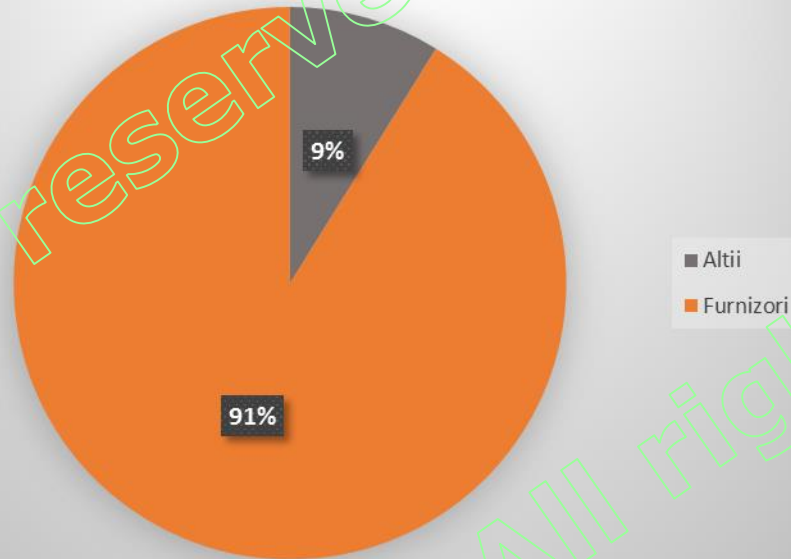


Cantitati tranzactionate	Ian	Feb	Mar	Apr	Mai	Iun	Iul	Aug	Sep	Total
Total 2017	13.717.034	13.131.644	14.384.121	10.417.159	12.313.163	12.291.064	10.656.872	10.545.702	11.597.926	109.054.686
Furnizori 2017	12.345.745	11.810.364	13.005.070	9.407.438	11.332.834	11.326.796	9.802.950	9.635.318	10.715.957	99.382.472

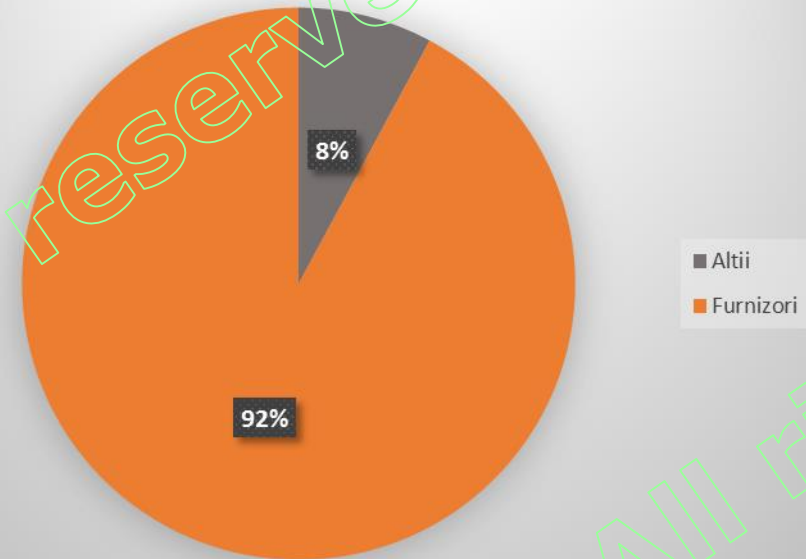


Cantitati tranzactionate	Ian	Feb	Mar	Apr	Mai	Iun	Iul	Aug	Sep	Total
Total 2018	12.817.944	11.444.881	13.029.752	11.334.802	11.835.595	11.011.692	12.796.440	12.638.444	11.403.550	108.313.099
Furnizori 2018	11.524.303	10.384.867	11.910.660	10.394.567	10.943.278	10.152.289	12.009.345	11.793.465	10.678.192	99.790.966

Piete la termen ianuarie-septembrie 2017



Piete la termen ianuarie-septembrie 2018



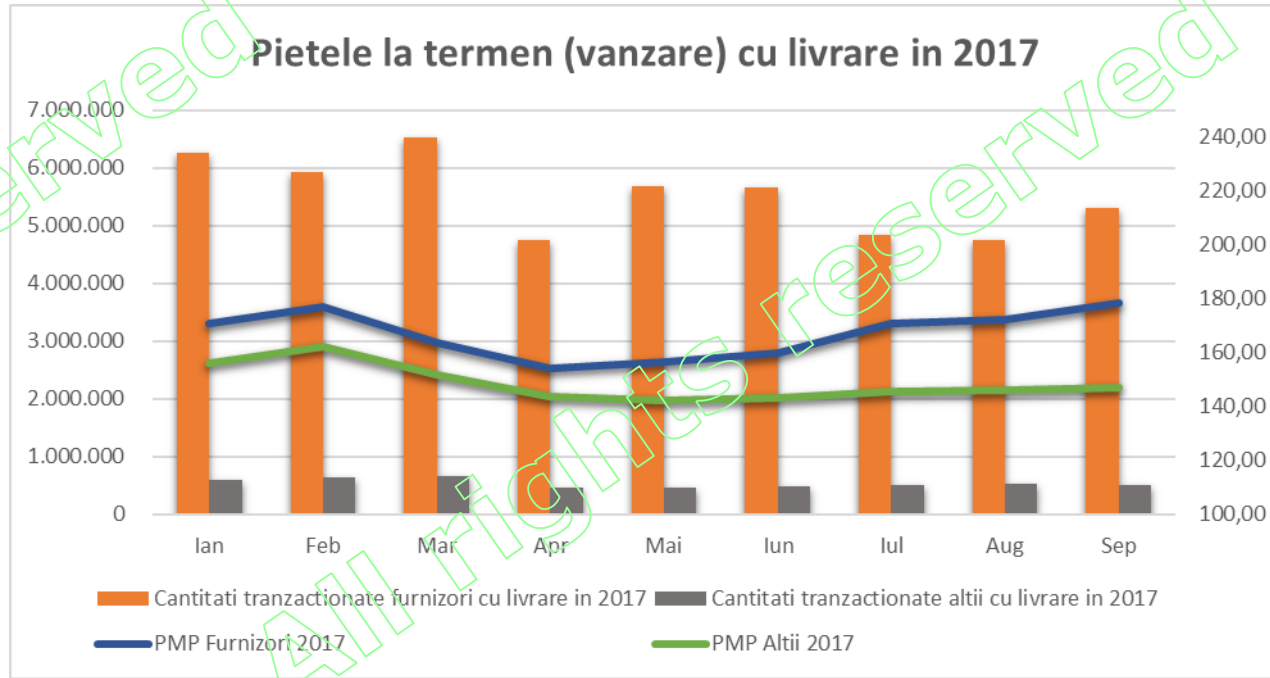
Cantitati tranzactionate pe pietele la termen cu livrare in 2017

Altii	9.672.214
Furnizori	99.382.472

Cantitati tranzactionate pe pietele la termen cu livrare in 2018

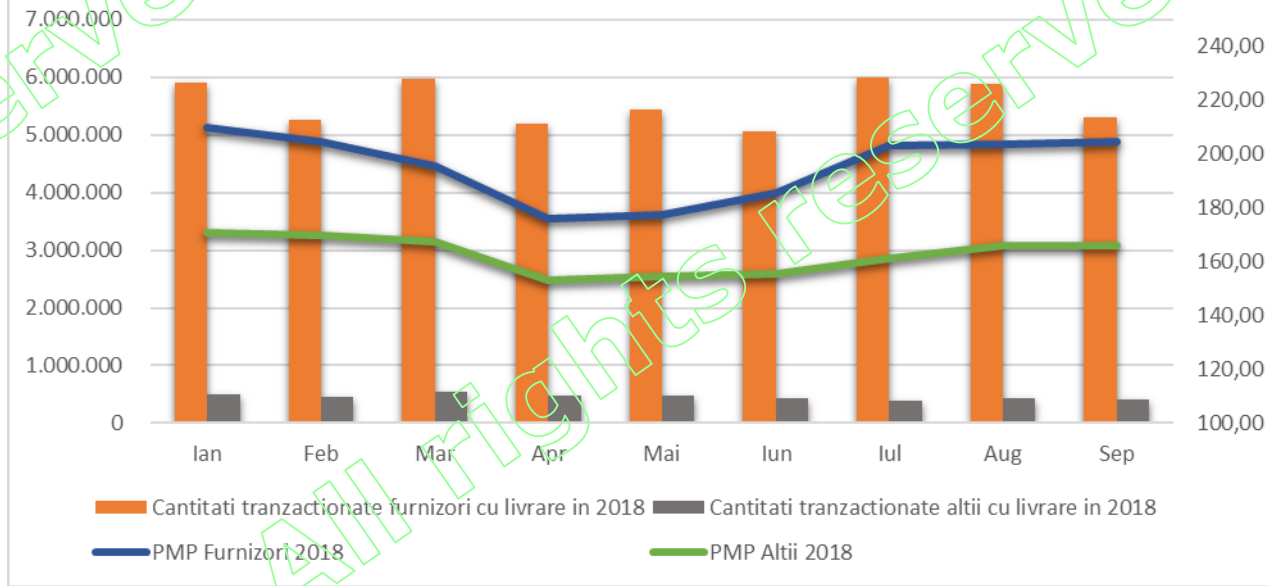
Altii	8.522.133
Furnizori	99.790.966

Cantitati tranzactionate	Ian	Feb	Mar	Apr	Mai	Iun	Iul	Aug	Sep	Total										
Total 2017	13.717.034	13.131.644	14.384.121	10.417.159	12.313.163	12.291.064	10.656.872	10.545.702	11.597.926	109.054.686										
Total 2018	12.817.944	11.444.881	13.029.752	11.334.802	11.835.595	11.011.692	12.796.440	12.638.444	11.403.550	108.313.099										
Variatie	↓	-7%	↓	-13%	↓	-9%	↑	9%	↓	-4%	↓	-10%	↑	20%	↑	20%	↓	-2%	↓	-1%

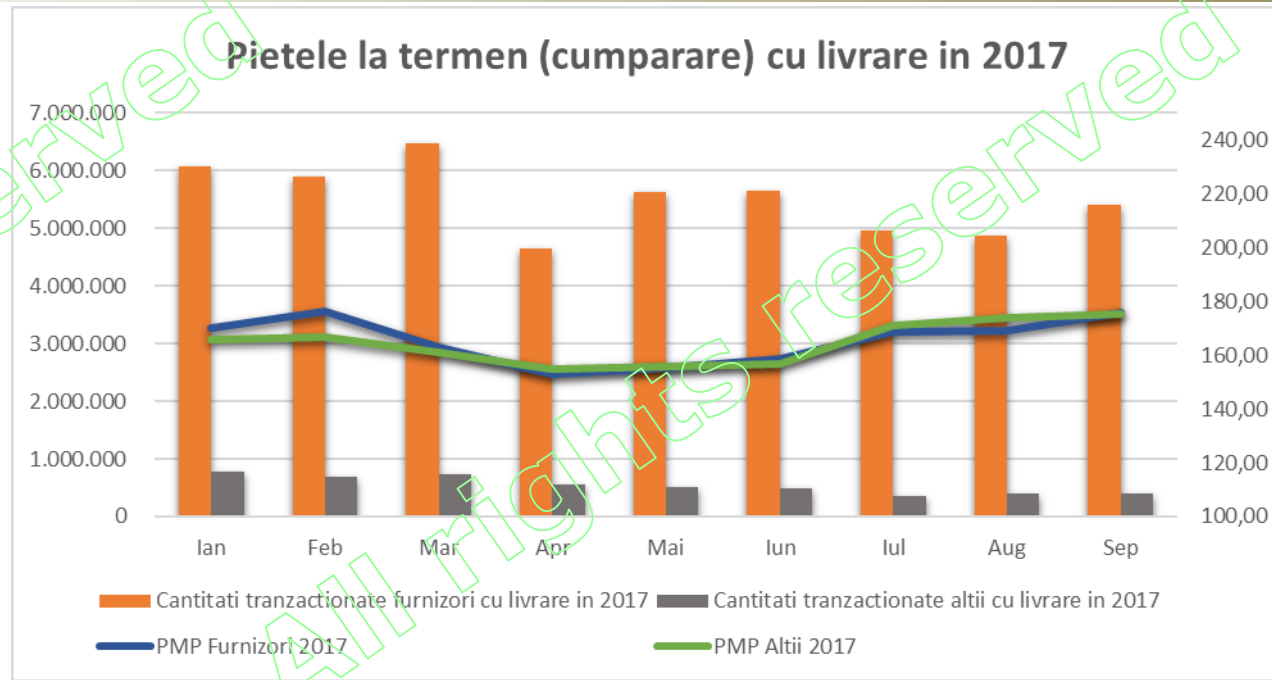


Vanzare	Ian	Feb	Mar	Apr	Mai	Iun	Iul	Aug	Sep	Total
Cantitati tranzactionate furnizori cu livrare in 2017	6.261.802	5.921.337	6.539.802	4.754.659	5.695.084	5.664.336	4.833.314	4.753.835	5.304.242	49.728.411
Cantitati tranzactionate altii cu livrare in 2017	596.715	644.485	652.259	453.921	461.497	481.196	495.122	519.017	494.721	4.798.932
PMP Furnizori 2017	170,67	176,81	163,80	154,20	156,29	159,69	171,03	172,11	178,40	167,02
PMP Altii 2017	155,99	162,47	151,71	143,56	142,08	143,05	145,43	146,10	147,15	149,40

Pietele la termen (vanzare) cu livrare in 2018

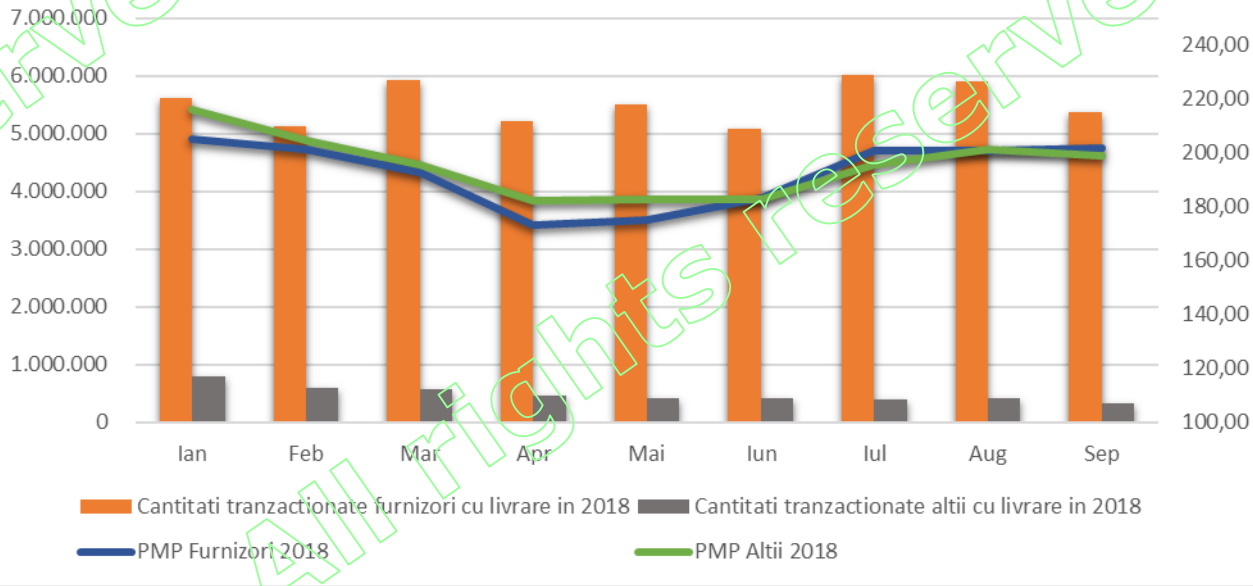


Vanzare	Ian	Feb	Mar	Apr	Mai	Iun	Iul	Aug	Sep	Total
Cantitati tranzactionate furnizori cu livrare in 2018	5.906.716	5.264.569	5.975.693	5.182.782	5.442.666	5.064.194	6.000.747	5.890.705	5.300.049	50.028.120
Cantitati tranzactionate altii cu livrare in 2018	502.255	457.871	539.183	484.619	475.132	441.652	397.473	428.517	401.726	4.128.430
PMP Furnizori 2018	209,70	204,69	195,52	176,06	177,59	185,70	203,12	203,42	204,49	195,99
PMP Altii 2018	170,60	169,62	167,30	153,04	154,34	155,28	160,98	165,78	165,91	162,61



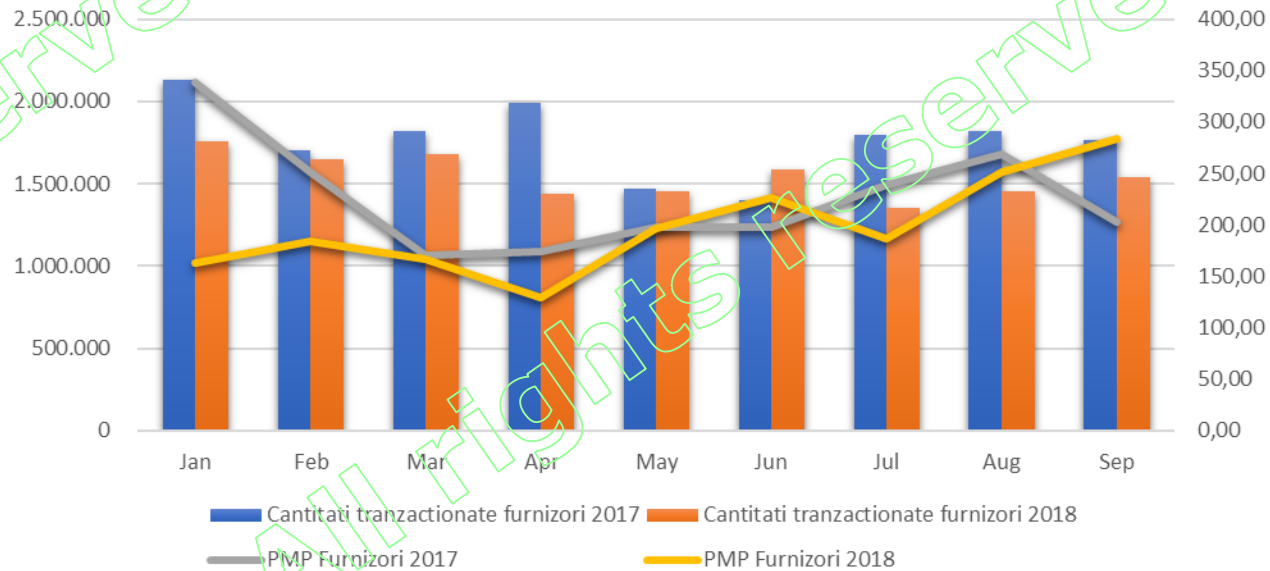
Cumparare	Ian	Feb	Mar	Apr	Mai	Iun	Iul	Aug	Sep	Total
Cantitati tranzactionate furnizori cu livrare in 2017	6.083.943	5.889.027	6.465.268	4.652.779	5.637.750	5.662.460	4.969.636	4.881.483	5.411.715	49.654.061
Cantitati tranzactionate altii cu livrare in 2017	774.574	676.795	726.793	555.800	518.832	483.072	358.800	391.368	387.248	4.873.282
PMP Furnizori 2017	169,86	176,42	162,91	153,12	155,19	158,52	168,49	169,21	175,77	165,65
PMP Altii 2017	165,71	166,57	160,83	154,63	155,64	156,80	170,84	173,83	175,22	163,67

Pietele la termen (cumparare) cu livrare in 2018



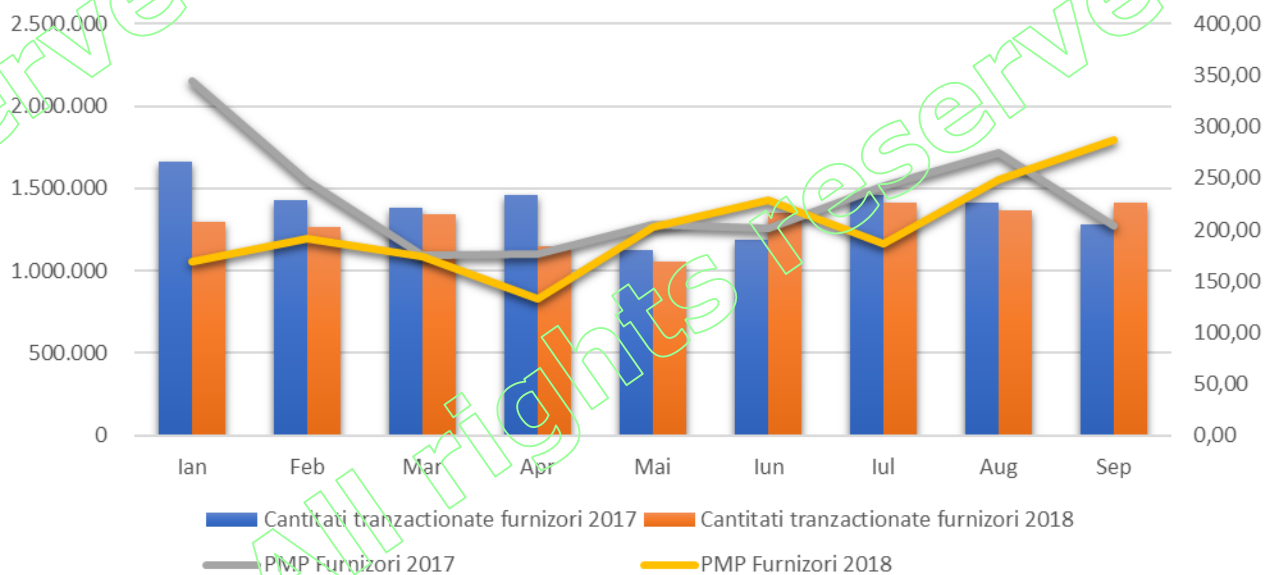
Cumparare	Ian	Feb	Mar	Apr	Mai	Iun	Iul	Aug	Sep	Total
Cantitati tranzactionate furnizori cu livrare in 2018	5.617.587	5.120.298	5.934.968	5.211.785	5.500.613	5.088.094	6.008.598	5.902.760	5.378.143	49.762.846
Cantitati tranzactionate altii cu livrare in 2018	791.385	602.142	579.908	455.616	417.185	417.752	389.622	416.462	323.632	4.393.703
PMP Furnizori 2018	205,31	201,56	192,95	173,38	175,18	183,30	200,82	200,83	201,94	193,09
PMP Altii 2018	215,97	204,62	195,59	182,24	182,89	182,82	195,67	201,29	199,04	197,50

Tranzactii Cumparare Furnizori PZU

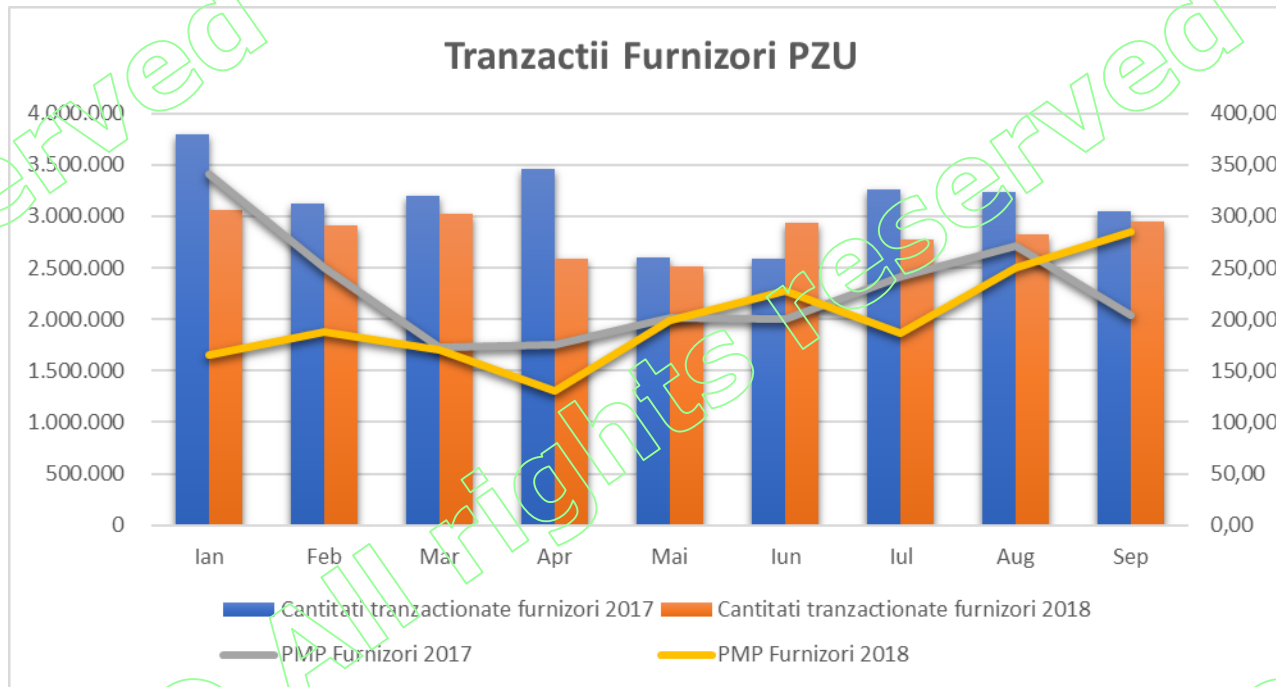


Cumparare	Jan	Feb	Mar	Apr	Mai	Iun	Iul	Aug	Sep	Total
Cantitati tranzactionate furnizori 2017	2.129.677	1.700.240	1.822.180	1.991.313	1.470.451	1.399.068	1.796.490	1.822.060	1.763.807	15.895.286
Cantitati tranzactionate furnizori 2018	1.760.986	1.648.167	1.676.584	1.442.218	1.456.703	1.584.822	1.356.555	1.457.787	1.535.715	13.919.536
PMP Furnizori 2017	338,69	251,30	170,30	174,52	198,23	198,12	239,24	269,03	203,22	229,85
PMP Furnizori 2018	162,88	184,31	166,76	129,18	196,06	226,16	187,03	250,78	283,97	197,99
Variatie cantitati tranzactionate furnizori	↓ -17%	↓ -3%	↓ -8%	↓ -28%	↓ -1%	↑ 13%	↓ -24%	↓ -20%	↓ -13%	↓ -12%
Variatie PMP Furnizori	↓ -52%	↓ -27%	↓ -2%	↓ -26%	↓ -1%	↑ 14%	↓ -22%	↓ -7%	↑ 40%	↓ -14%

Tranzactii Vanzare Furnizori PZU

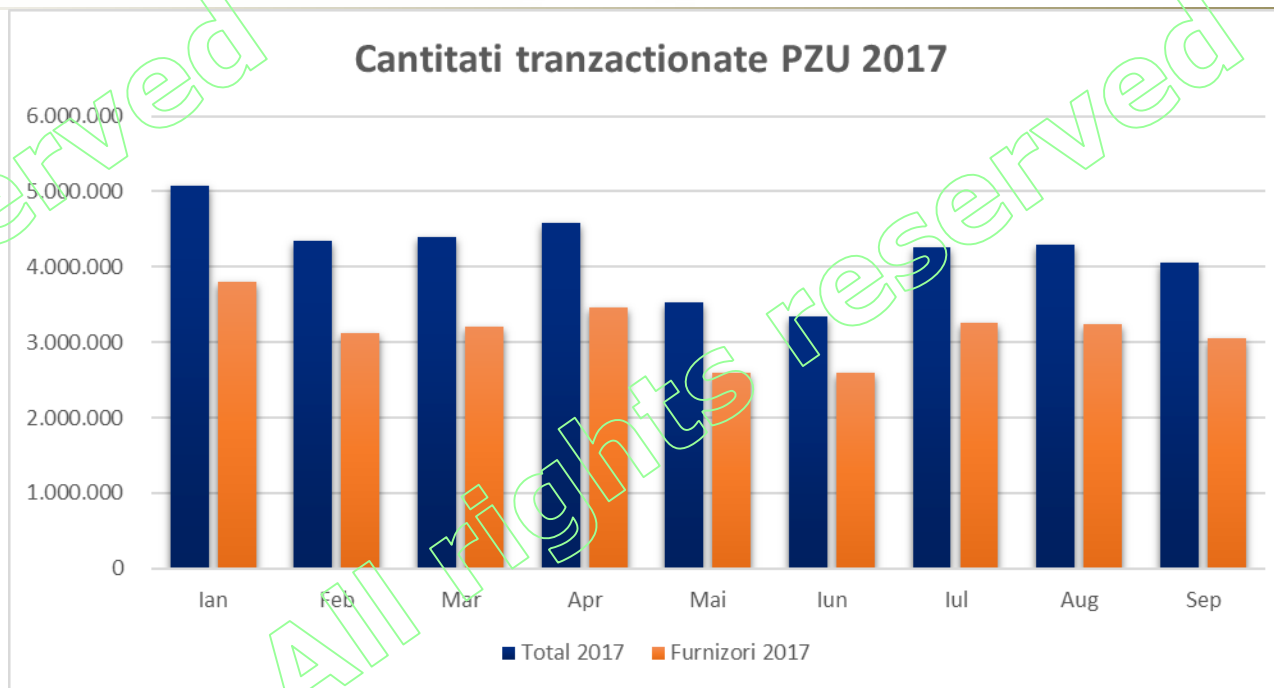


Vanzare	Ian	Feb	Mar	Apr	Mai	Iun	Iul	Aug	Sep	Total
Cantitati tranzactionate furnizori 2017	1.666.392	1.428.462	1.379.679	1.463.225	1.123.720	1.190.013	1.464.197	1.414.568	1.283.097	12.413.354
Cantitati tranzactionate furnizori 2018	1.298.572	1.266.845	1.346.227	1.150.729	1.056.791	1.351.586	1.414.676	1.370.577	1.414.428	11.670.430
PMP Furnizori 2017	344,44	247,94	174,67	176,75	205,57	201,49	243,01	274,60	203,96	233,98
PMP Furnizori 2018	168,95	191,25	173,52	132,65	202,82	228,19	186,14	249,23	287,11	204,08
Variatie cantitati tranzactionate furnizori	↓ -22%	↓ -11%	↓ -2%	↓ -21%	↓ -6%	↑ 14%	↓ -3%	↓ -3%	↑ 10%	↓ -6%
Variatie PMP Furnizori	↓ -51%	↓ -23%	↓ -1%	↓ -25%	↓ -1%	↑ 13%	↓ -23%	↓ -9%	↑ 41%	↓ -13%



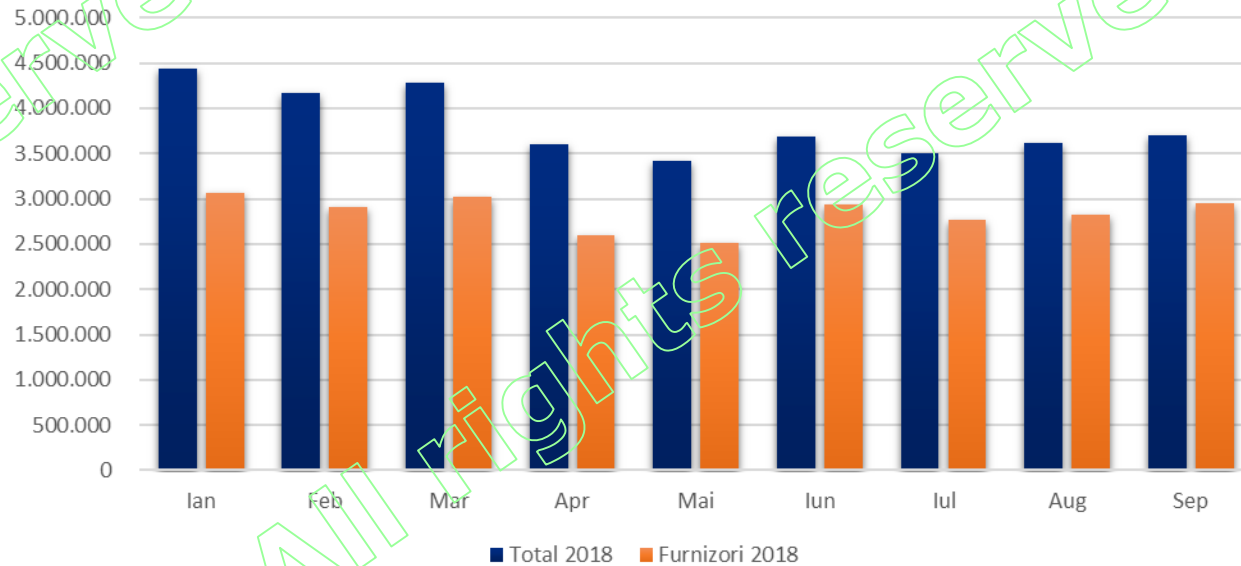
	Ian	Feb	Mar	Apr	Mai	Iun	Iul	Aug	Sep	Total
Cantitati tranzactionate furnizori 2017	3.796.069	3.128.703	3.201.859	3.454.538	2.594.171	2.589.081	3.260.687	3.236.629	3.046.904	28.308.640
Cantitati tranzactionate furnizori 2018	3.059.557	2.915.012	3.022.811	2.592.947	2.513.494	2.936.408	2.771.231	2.828.364	2.950.143	25.589.965
PMP Furnizori 2017	341,21	249,77	172,18	175,47	201,41	199,67	240,93	271,47	203,53	231,66
PMP Furnizori 2018	165,45	187,33	169,77	130,72	198,90	227,09	186,58	250,03	285,48	200,77
Variatie cantitati tranzactionate furnizori	↓ -19%	↓ -7%	↓ -6%	↓ -25%	↓ -3%	↑ 13%	↓ -15%	↓ -13%	↓ -3%	↓ -10%
Variatie PMP Furnizori	↓ -52%	↓ -25%	↓ -1%	↓ -26%	↓ -1%	↑ 14%	↓ -23%	↓ -8%	↑ 40%	↓ -13%

Cantitati tranzactionate PZU 2017



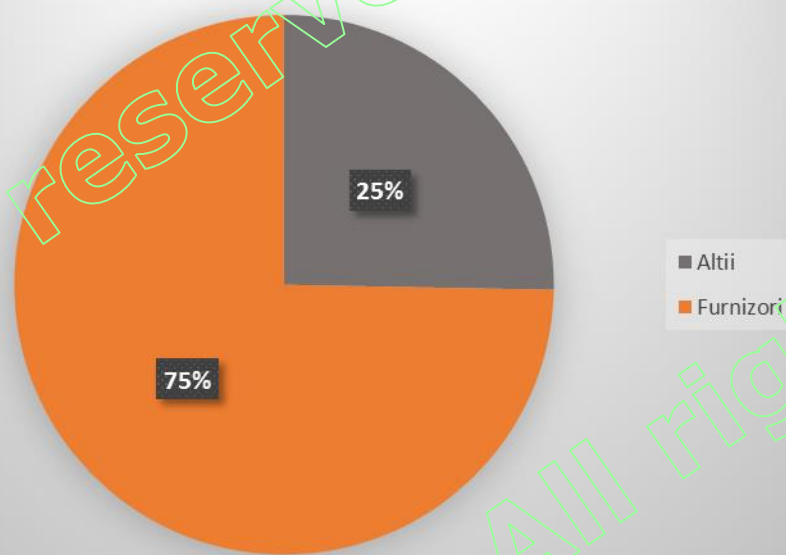
Cantitati tranzactionate	Ian	Feb	Mar	Apr	Mai	Iun	Iul	Aug	Sep	Total
Total 2017	5.081.262	4.339.645	4.398.887	4.581.011	3.527.798	3.351.806	4.268.644	4.289.268	4.056.510	37.894.831
Furnizori 2017	3.796.069	3.128.703	3.201.859	3.454.538	2.594.171	2.589.081	3.260.687	3.236.629	3.046.904	28.308.640

Cantitati tranzactionate PZU 2018

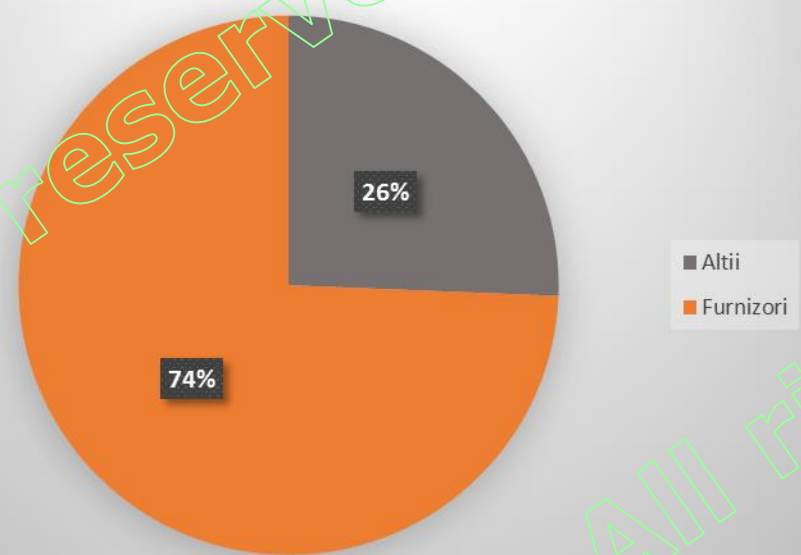


Cantitati tranzactionate	Ian	Feb	Mar	Apr	Mai	Iun	Iul	Aug	Sep	Total
Total 2018	4.433.036	4.169.940	4.282.299	3.604.059	3.412.577	3.683.289	3.504.396	3.612.414	3.705.105	34.407.113
Furnizori 2018	3.059.557	2.915.012	3.022.811	2.592.947	2.513.494	2.936.408	2.771.231	2.828.364	2.950.143	25.589.965

PZU ianuarie-septembrie 2017



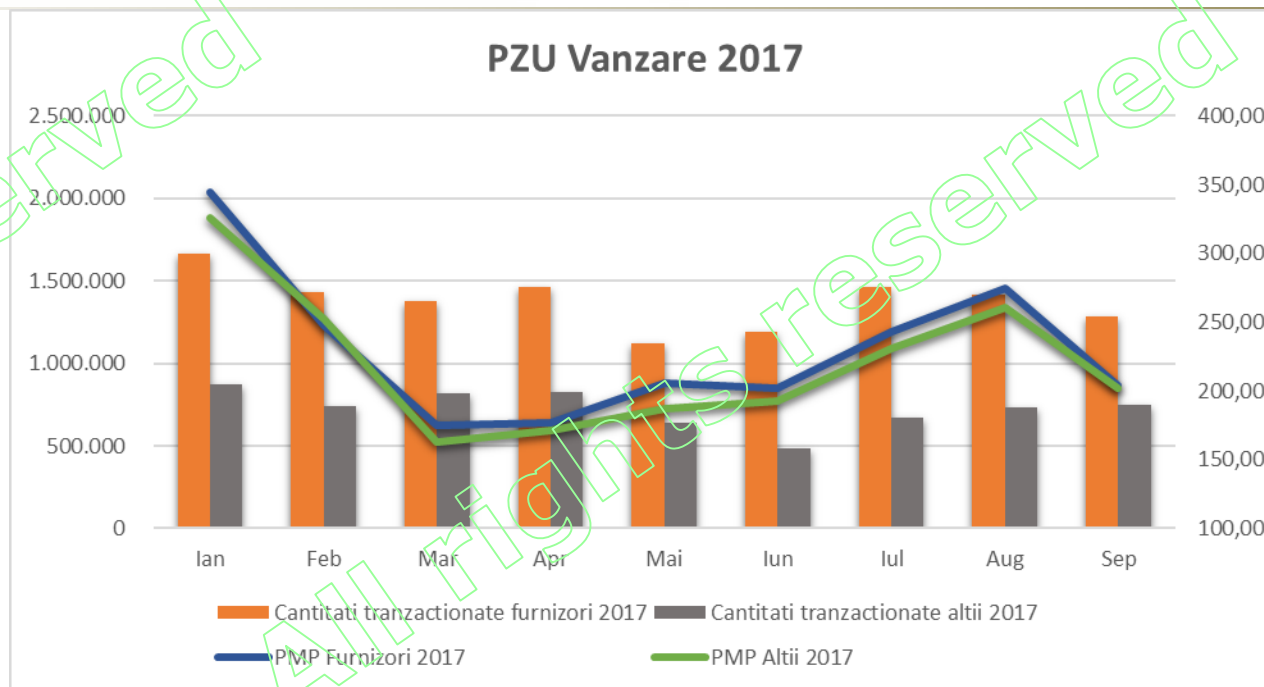
PZU ianuarie-septembrie 2018



Cantitati tranzactionate 2017	
Altii	9.586.191
Furnizori	28.308.640

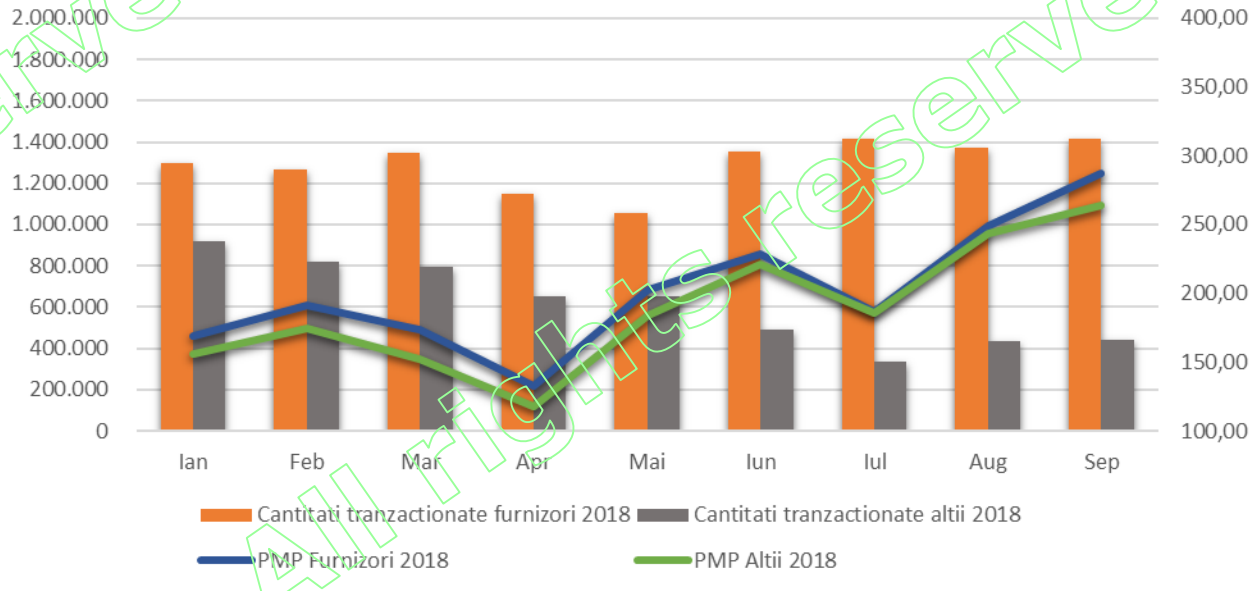
Cantitati tranzactionate 2018	
Altii	8.817.148
Furnizori	25.589.965

Cantitati tranzactionate	Ian	Feb	Mar	Apr	Mai	Iun	Iul	Aug	Sep	Total
Total 2017	5.081.262	4.339.645	4.398.887	4.581.011	3.527.798	3.351.806	4.268.644	4.289.268	4.056.510	37.894.831
Total 2018	4.433.036	4.169.940	4.282.299	3.604.059	3.412.577	3.683.289	3.504.396	3.612.414	3.705.105	34.407.113
Variatie	↓ -13%	↓ -4%	↓ -3%	↓ -21%	↓ -3%	↑ 10%	↓ -18%	↓ -16%	↓ -9%	↓ -9%

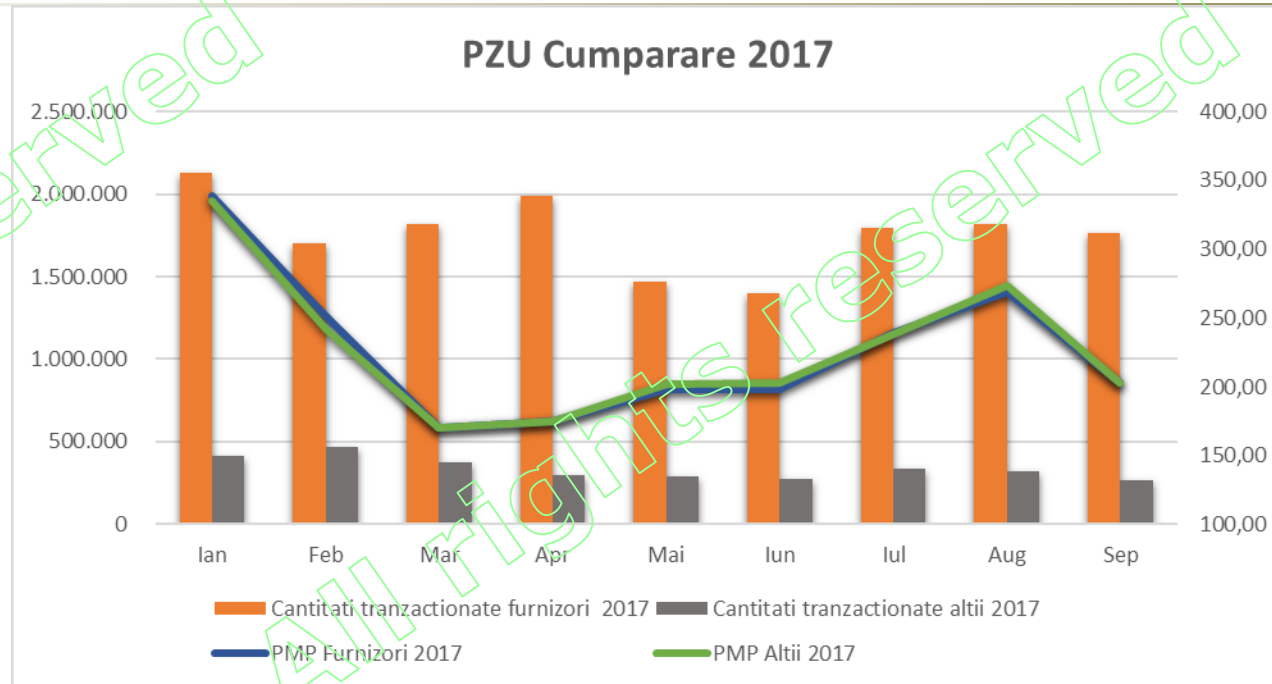


Vanzare	Ian	Feb	Mar	Apr	Mai	Iun	Iul	Aug	Sep	Total
Cantitati tranzactionate furnizori 2017	1.666.392	1.428.462	1.379.679	1.463.225	1.123.720	1.190.013	1.464.197	1.414.568	1.283.097	12.413.354
Cantitati tranzactionate altii 2017	874.239	741.360	819.765	827.280	640.179	485.890	670.125	730.066	745.158	6.534.062
PMP Furnizori 2017	344,44	247,94	174,67	176,75	205,57	201,49	243,01	274,60	203,96	233,98
PMP Altii 2017	326,13	252,10	162,84	170,81	186,78	192,36	230,46	260,19	201,80	222,62

PZU Vanzare 2018

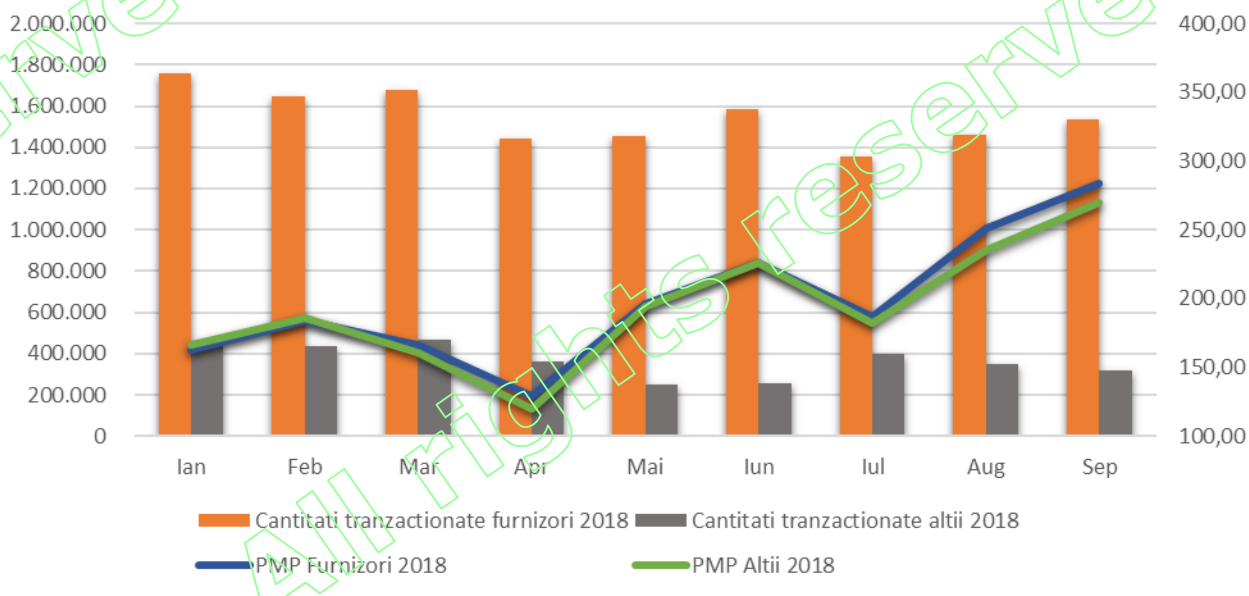


Vanzare	Ian	Feb	Mar	Apr	Mai	Iun	Iul	Aug	Sep	Total
Cantitati tranzactionate furnizori 2018	1.298.572	1.266.845	1.346.227	1.150.729	1.056.791	1.351.586	1.414.676	1.370.577	1.414.428	11.670.430
Cantitati tranzactionate altii 2018	917.946	818.125	794.923	651.301	649.498	490.059	337.522	435.630	438.124	5.533.127
PMP Furnizori 2018	168,95	191,25	173,52	132,65	202,82	228,19	186,14	249,23	287,11	204,08
PMP Altii 2018	156,12	174,16	151,85	117,62	184,25	220,64	185,34	243,08	263,64	179,80



Cumparare	Ian	Feb	Mar	Apr	Mai	Iun	Iul	Aug	Sep	Total
Cantitati tranzactionate furnizori 2017	2.129.677	1.700.240	1.822.180	1.991.313	1.470.451	1.399.068	1.796.490	1.822.060	1.763.807	15.895.286
Cantitati tranzactionate altii 2017	410.954	469.583	377.263	299.193	293.448	276.835	337.832	322.573	264.448	3.052.129
PMP Furnizori 2017	338,69	251,30	170,30	174,52	198,23	198,12	239,24	269,03	203,22	229,85
PMP Altii 2017	335,28	242,33	170,08	175,15	201,36	202,50	238,18	273,45	202,85	231,19

PZU Cumparare 2018



Cumparare	Ian	Feb	Mar	Apr	Mai	Iun	Iul	Aug	Sep	Total
Cantitati tranzactionate furnizori 2018	1.760.986	1.648.167	1.676.584	1.442.218	1.456.703	1.584.822	1.356.555	1.457.787	1.535.715	13.919.536
Cantitati tranzactionate altii 2018	455.533	436.803	464.565	359.811	249.585	256.822	395.643	348.420	316.838	3.284.021
PMP Furnizori 2018	162,88	184,31	166,76	129,18	196,06	226,16	187,03	250,78	283,97	197,99
PMP Altii 2018	166,57	185,43	160,84	119,36	193,91	226,35	182,41	235,05	269,85	188,99



*earning every day-ahead your trust
stepping forward to the future*

operatorul pieței de energie electrică și de gaze naturale din România



Vă mulțumim pentru atenție !

www.opcom.ro